



Nursery Meeting for Parents



June 2023



Welcome to Grosvenor Road Primary School

Nursery Class Teachers

Mrs Tinkler and Mrs Smyth

Nursery Visit Days and Home Visits

At the end of this presentation we will be providing drinks and refreshments. During this time, we will ask you to sign up for a visit day in June and a Home Visit in June/July.

In order to provide a smooth transition and settling in period for all children, we use a staggered start system in September, with a view to all children being in nursery full-time by the end of September.

Details of this will be handed out during the Home Visits.

What is the Early Years Foundation Stage?

The Early Years Foundation Stage (EYFS) is the stage of education for children from birth to the end of the Reception year.



It is based on the recognition that children learn best through play and active learning.



This is a very important stage as it helps your child get ready for school as well as preparing them for their future learning and successes. The curriculum recognises that, from when your child is born, their early years experience should be happy, active, exciting, fun and secure; and support their development, care and learning needs.

“Adults who help children to play are adults who help children to learn.”



The EYFS Curriculum consists of 7 Areas of Learning and Development

Children should mostly develop the **prime areas** first:

1. Communication and language
2. Physical development
3. Personal, social and emotional development.

As children grow, the prime areas will help them to develop skills in the **specific areas**:



4. Literacy;
5. Mathematics;
6. Understanding the world; and
7. Expressive arts and design.



Each of the 7 areas of learning has its own set of Early Learning Goals which determine what most children are expected to achieve by the end of Reception Class.

Nursery Hours



Full time hours	
Day Starts	Day Ends
8.55am	3.05pm
Doors open at 8.45am	

At the start of the school year, the children will attend part time, to enable them to adjust to the new environment and routine.

Details of attendance times for individual children will be given out separately.
If a child has difficulty settling we may continue the part time sessions for more than the first three weeks.
Most children do settle fairly quickly.

Please endeavour to bring and collect your child on time.

Children who arrive after the start of the session often find it harder to settle.
Likewise, at the end of the day, it is important that children are collected on time so that they don't become anxious when the other children have left.

If you arrive late (after 8.55am), please sign your child in at the main school office, where a member of staff will take them through to the class teacher.

It is important that you always let the Nursery staff or school office know if there are any changes to your child's collection arrangements. We will not hand over children to adults unless we have been informed of who they are going home with.

Uniform

Boys	Girls
Grey trousers	Grey skirt/pinafore dress/trousers
Yellow/white polo shirt	Yellow/white polo shirt
School sweatshirt/cardigan	School sweatshirt/cardigan
Black sensible shoes (velcro)	Black sensible shoes (velcro)

**School jumpers, cardigans and book bags can be purchased from Whittakers in Swinton.
Please visit their website for details regarding purchasing uniform:
www.whittakersschoolwear.co.uk .**

(In Summer, boys may wear grey shorts & girls may wear pink/red checked dresses)

Please provide your child with a spare set of clothing in case of accidents.

They can be left in a bag on their peg to be used if needed.

Please ensure all clothes are clearly labelled with your child's name as they may get confused and lost if they are not marked.

Outdoors is an extension of the indoor classroom and will be accessed on a daily basis by the children in all weathers. Please ensure that they have a pair of named wellington boots. It would be beneficial if you could leave them at school as we cannot predict the weather. However, feel free to take them home when they are needed.

On sunny days, particularly at the start and end of the school year, please put sun cream on your child before school and send in a hat to wear outside.

What will my child need to bring to school?

School
uniform

A set of spare
clothes (in a
drawstring bag)

A coat with a
hood

A pair of wellies
(to be kept in
school)

Black
velcro shoes

A water bottle

Lunch

You can choose for your child to have a hot meal provided by our school kitchen or, if you prefer, you can send your child with a packed lunch from home.

The cost of a school meal is £2.10 a day; this must be paid through **Evolve- Online Meals System**.

If you think your child may be entitled to free school meals, please visit the Salford schools website to complete an online application form.

Please inform us of any allergies or dietary requirements for your child on the data collection form.

		Monday	Tuesday	Wednesday	Thursday	Friday
Week 1	Main Meal	Pasta Bolognese served with freshly prepared Garlic Bread	Chicken Fillet served with Roasted Potatoes, Mashed Carrot and Swede and Gravy	Meat and Potato Pie served with Green Beans and Gravy	Cheese and Tomato Pizza served with French Fries, Sweetcorn and Tomato Ketchup	Fish Fillet served with Seasoned Diced Potatoes and Baked Beans
	Pudding	Ice Cream Tub	Vanilla Muffin	Apple Sponge served with Custard	Homemade Shortbread Biscuit	Chocolate and Orange Muffin
Selection of Fresh Fruits / Yoghurts						
Week 2	Main Meal	Brunch (Vegetarian Sausage, Scrambled Egg, Hash Brown and Baked Beans)	Vegetarian meatballs, served with Spaghetti and Crusty Bread	Pork sausages served with Creamy Mashed Potato, Yorkshire Pudding, Farmhouse Vegetables and Gravy	Cheese and Tomato Pizza served with Seasoned Jacket Wedges and Garden Peas and Tomato Ketchup	Vegetarian sausage Roll served with Oven Baked Chipped Potatoes and Baked Beans
	Pudding	Ginger bread biscuit	Apple Cupcake	Fruit Jelly	Chocolate Sponge served with Chocolate Sauce	Apple Flapjack
Selection of Fresh Fruits / Yoghurts						
Week 3	Main Meal	Vegetarian Cottage Pie served with Cauliflower and Gravy	Roast Turkey served with Roast Potatoes, Broccoli and Gravy	Macaroni Cheese served with Garden Peas	Turkey Meatballs in homemade Tomato Sauce served with Spaghetti and Garlic Bread Slices	Bird's Eye Fish Fingers served with Creamy Mashed Potatoes and Baked Beans
	Pudding	Arctic Roll	Apple Muffin	Homemade Shortbread Biscuit with Chocolate Icing	Banana Sponge Cake served with Custard	Carrot Cake Muffin
Selection of Fresh Fruits / Yoghurts						

Milk and Fruit

Milk and fruit are provided each day for the children, for which there is no charge.

If you would like your child to have milk, you must complete a milk form.

Nursery Fund

We kindly ask that you contribute 50p per week to Nursery Fund, which pays towards special snacks, baking activities and other special treats for the children. If possible, we would be grateful if you could provide a box of tissues per term.





In Nursery, we closely monitor children's learning and development through careful observations. We use a secure online learning journal called 'Tapestry' to record observations of children whilst they are at school. These observations inform our assessments and enable us to plan for their individual next steps in learning.

Tapestry also allows us to share these observations with parents through a secure app. The app is free to download to a smartphone or tablet. You will be able to view your child's observations and make comments, as well as being able to upload your own photos or videos of your child with things that they have done at home. In order for us to share observations with parents, all we will require is an email address.

We share lots of our learning experiences on Tapestry!



Key Person

Once your child has settled into Nursery, we will assign them to a member of staff who will be their 'Key Person'. The role of the Key Person is to build up a safe and secure relationship with your child to ensure that they can develop both socially and academically in our nursery. If you have any concerns about your child please speak to your child's Key Person. It is often possible to see them very briefly at the beginning or end of the day, but do make an appointment to be sure that they are available if you need more than a few minutes.

All staff plan together on a weekly basis. The planning is based on the Early Years Foundation Stage Framework.



The Nursery Environment

Our Nursery classrooms are made up of different areas of provision where children can learn through play, developing all areas of learning.

Here are some photographs of the provision in our Nursery:



Construction Area



Role Play Area

The Nursery Environment



Malleable/Play dough Area



Maths Area

The Nursery Environment



Creative Area



Painting Area

The Nursery Environment



Finger Gym Area



Mark making/Writing Area

The Nursery Environment



Reading Areas

The Nursery Environment



Outdoor Area

Nursery Visit Days – June 2023

Parents/Carers and children will have the opportunity to visit the nursery, have a look around their new classroom and meet their teacher.

The Visit Days will take place on:
20th/21st/22nd June

They will take place after school:
(3.45pm – 4.15pm)

This is an ideal opportunity for your child to come and have a look round the Nursery and meet the staff.

Please sign up for a visit session before you leave.

Home Visits – July 2023



Home visits will take place between 29th June - 7th July.

We believe that home visits are an important part of the transition process in building a positive partnership between home and school.

Before coming to school, parents/carers are their child's first teacher. Parents/carers have valuable knowledge about their child which will help staff to provide appropriate experiences for them at school. Home visits provide an ideal opportunity for such knowledge to be shared in an informal way.

You will be invited to sign up for a home visit before you leave today.

School Communications (New Parents)



Dear Parents/Carers,

JUNE 2023

SCHOOL COMMUNICATIONS – NEW PARENTS

At Grosvenor Road Primary School, we use a School App called **Parentapps Connect** to communicate efficiently with all our parents.

This App is free to download and is available for both Apple and Android devices. It enables you to receive ALL MESSAGES, LETTERS and DOCUMENTS from school.

Additionally, it will provide you with instant access to our term dates, event information, website, school meal ordering portal and to view and submit future consent forms easily. The app will also enable you to invite additional family members, ensuring that the right people have access to important information.

We will use the app to send targeted messages (specific to your child / their class) via push notifications, so you are not bombarded with messages that are not relevant. The app is also fully secure and GDPR compliant.

It is essential that your child's 'Priority 1 Contact' is able to access ParentApps.
Please note: important messages / letters will be sent to you via the app

BEFORE SEPTEMBER

THIS WEEK, you will receive a **SMS TEXT INVITE** on your telephone – to set up your ParentApps Account THEN download the app. Please select **ACCEPT INVITATION** and complete this 2 minute process as soon as possible. (see overleaf)

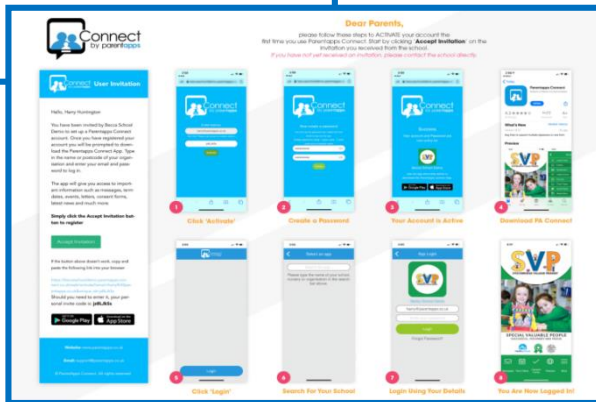
If you already have a child in school and have an active account on Parentapps, you do not need to do anything – your 'new child' will be added to your existing account. If you have any questions, please do not hesitate to contact school – tel: 0161 921 1200 / email: grosvenorroad.primaryschool@salford.gov.uk

Yours sincerely,

Mr Pridden
Headteacher

Later **THIS WEEK** you will receive a **SMS TEXT INVITE** on your telephone – to set up your ParentApps Account and download the app.

Please select **ACCEPT INVITATION** and complete this 2 minute process as soon as possible.



Parents who already have an **active account** (older siblings in school) – your 'new child' has been added to your account.

Induction Packs

Data Collection Sheet

Please complete all sections of this form.

FOR OFFICE USE		YEAR/CLASS
START DATE		
PERSONAL INFORMATION		
FORENAME(S)		
SURNAME	LEGAL SURNAME	
KNOWN AS		
GENDER	DATE OF BIRTH	
ADDRESS		
POST CODE	TEL NO	
EMAIL ADDRESS		
OTHER SIBLINGS (PLEASE GIVE NAME AND CLASS)		
PREVIOUS SCHOOL		
CONTACT INFORMATION		
<i>Please give details of all persons who have parental responsibility and anyone else you wish to be contacted in the event of an emergency. Contact will be in priority order</i>		
PRIORITY 1	NAME	
	RELATIONSHIP	
	ADDRESS	
	TEL NO	
PRIORITY 2	PARENTAL RESPONSIBILITY	
	NAME	
	RELATIONSHIP	
	ADDRESS	
PRIORITY 3	TEL NO	
	PARENTAL RESPONSIBILITY	
	NAME	
	RELATIONSHIP	
PRIORITY 3	ADDRESS	
	TEL NO	
	PARENTAL RESPONSIBILITY	



Consent and Agreement Pack

Please complete all sections of this form.

FOR OFFICE USE		YEAR/CLASS
START DATE		
PERSONAL INFORMATION		
FORENAME(S)		
SURNAME	LEGAL SURNAME	
KNOWN AS		
GENDER	DATE OF BIRTH	
ADDRESS		
POST CODE	TEL NO	
EMAIL ADDRESS		
OTHER SIBLINGS (PLEASE GIVE NAME AND CLASS)		
PREVIOUS SCHOOL		
CONTACT INFORMATION		
<i>Please give details of all persons who have parental responsibility and anyone else you wish to be contacted in the event of an emergency. Contact will be in priority order</i>		
PRIORITY 1	NAME	
	RELATIONSHIP	
	ADDRESS	
	TEL NO	
PRIORITY 2	PARENTAL RESPONSIBILITY	
	NAME	
	RELATIONSHIP	
	ADDRESS	
PRIORITY 3	TEL NO	
	PARENTAL RESPONSIBILITY	
	NAME	
	RELATIONSHIP	
PRIORITY 3	ADDRESS	
	TEL NO	
	PARENTAL RESPONSIBILITY	

Induction Packs

'All About Me' form

My name is _____ (shortened form if preferred)

About my family...

Only child/sibling(s)/step siblings or other children in family (please list)

Names of family members/significant people close to your child (auntie, uncle, grandparents)

Any previous experience of nursery/playgroup/childminder (from what age, how often per week)


What does your child like to play/play with?

What else does your child like to do/show interest in/talk about?

How is your child's language developing? Can they verbally ask for things clearly?

How does your child respond to new people/situations? (shy, confident)

Tapestry Consent form



Consent Form

Child's Full Name: _____

Year Group: Nursery/Reception (Please Circle)

Please tick one:

I give permission for my child's photo to appear in any group photos with their friends at school.

I do not give permission for my child's photo to appear in any group photos with their friends at school.

Signed: _____ [parent/carer]

**** Please read and sign ****
Use of Photos and Videos taken posted on Tapestry
I will not electronically share, by social media or other platforms, any part of my child's Learning Journal.

Signed: _____ [parent/carer]

Parent/Carer Details (Please Print)
(To be used to set up your Tapestry account, linked to your child's Learning Journal)

Parents First Name	_____
Parents Surname	_____
Relationship to Child	_____
Email Address	_____

Parent/Carer's Signature: _____ Date: _____

Please return this consent form to your child's teacher as soon as possible.



Thank you

Please arrange a Home Visit with Mrs Tinkler and Mrs Smyth before you leave today.

Please sign up for a Visit Day as you leave the hall.

We look forward to seeing you and answering any questions you may have on the Visit Day and at the Home Visits.

